

SUPER

# GOAL 1

**MANUEL DOS SANTOS**



وزارة التعليم  
Ministry of Education  
2023 - 1445



## SuperGoal 1 Student Book

*SuperGoal Series* Copyright © 2009 by McGraw-Hill Education

Adaptation Copyright © 2024 by McGraw-Hill Education (UK) Limited

Published by arrangement with McGraw Hill LLC

ALL RIGHTS RESERVED. NO PART OF THIS BOOK MAY BE REPRODUCED OR TRANSMITTED IN ANY FORM OR BY ANY MEANS, ELECTRONIC OR MECHANICAL, INCLUDING PHOTOCOPYING, RECORDING OR BY INFORMATION STORAGE AND RETRIEVAL SYSTEMS, WITHOUT PERMISSION IN WRITING FROM MCGRAW HILL.

ISBN: 9781398928466

*Publisher:* Jorge Rodríguez Hernández

*Editorial director:* Anita Raducanu

*Development editors:* Ana Laura Martínez Vázquez, Janet Battiste

*Art direction:* Heloisa Yara Tiburtius

*Interior design and production:* Page2, LLC

*Cover design:* Page2, LLC

*Photo coordinator:* Kevin Sharpe

Photo Credits: The Photo Credits section for this book on pages 260-261 is considered an extension of the copyright page.

© 2024. Exclusive rights by McGraw-Hill Education (UK) Limited for manufacture and export. This book cannot be re-exported from the country to which it is sold by McGraw-Hill Education (UK) Limited.



[www.mheducation.com](http://www.mheducation.com)

وزارة التعليم

Ministry of Education

2023 - 1445

# Contents

		Scope and Sequence	iv
Term 1	Unit	<b>1</b> Good Morning!	<b>2</b>
	Unit	<b>2</b> What Day Is Today?	<b>10</b>
	Unit	<b>3</b> What's That?	<b>18</b>
	Unit	<b>4</b> Around the World	<b>26</b>
	Unit	<b>5</b> Families, Families	<b>34</b>
			<b>EXPANSION Units 1–5</b>
Term 2	Unit	<b>6</b> Is There a View?	<b>48</b>
	Unit	<b>7</b> Where Do You Live?	<b>56</b>
	Unit	<b>8</b> What Are You Doing?	<b>64</b>
	Unit	<b>9</b> What Do You Do?	<b>72</b>
	Unit	<b>10</b> What's School Like?	<b>80</b>
	Unit	<b>11</b> What Time Do You Get Up?	<b>88</b>
		<b>EXPANSION Units 6–11</b>	<b>96</b>
Term 3	Unit	<b>12</b> What Can You Do There?	<b>108</b>
	Unit	<b>13</b> What Are You Going to Wear There?	<b>116</b>
	Unit	<b>14</b> Let's Celebrate	<b>124</b>
	Unit	<b>15</b> Then and Now	<b>132</b>
	Unit	<b>16</b> What Did You Do Last Week?	<b>140</b>
			<b>EXPANSION Units 12–16</b>
		Vocabulary	<b>156</b>
		Self Reflections	<b>166</b>
		Irregular Verbs	<b>182</b>
		Audio Track List	<b>183</b>



وزارة التعليم

Ministry of Education

2023 - 1445

# Scope and Sequence

	Unit Title	Functions	Grammar
<b>1</b>	<b>Good Morning!</b> Pages 2–9	Greet people / Say goodbye Introduce yourself and others Talk about school supplies	Verb: <i>be</i> Possessive adjectives: <i>my, your, his, her</i>
<b>2</b>	<b>What Day Is Today?</b> Pages 10–17	Use days of the week and months Use the numbers 1 to 1,000 in context Use ordinal numbers Talk about your age Follow and give classroom instructions	Possessive adjectives: <i>our, your, their</i> Question words: <i>what, when, how old</i> Prepositions: <i>in, on</i> with dates
<b>3</b>	<b>What's That?</b> Pages 18–25	Give commands and instructions Ask for identification of things	Demonstrative pronouns: <i>this/that/ these/those</i> Imperatives Indefinite and definite articles: <i>a/an, the</i>
<b>4</b>	<b>Around the World</b> Pages 26–33	Talk about countries and nationalities Ask for information with <i>yes/no</i> questions Give basic personal information	Verb: <i>be</i> Question word: <i>where</i> Prepositions: <i>from, in, on</i> <i>Can/will</i> for requests and offers
<b>5</b>	<b>Families, Families</b> Pages 34–41	Identify family members Describe families	Verb: <i>have</i> Quantity expressions: <i>any, a lot of/lots of</i> Possessives: <i>'s</i> Question words: <i>how many, who</i> Regular and irregular plural nouns
<b>EXPANSION Units 1–5</b> Pages 42–47		<b>Language Review</b> <b>Reading:</b> Win a Free Trip to the Caribbean! <b>Writing:</b> Write about your country	
<b>6</b>	<b>Is There a View?</b> Pages 48–55	Talk about rooms in a house and objects in the rooms Describe the location of objects Describe houses	<i>There is/there are</i> Prepositions: <i>in, in front of, behind, on, under</i> Conjunctions: <i>and, but, or</i>
<b>7</b>	<b>Where Do You Live?</b> Pages 56–63	Name places in a city Describe location Ask for and give directions	Verb: <i>live</i> + preposition Prepositions of place: <i>across from, between, next to, on, near, far from</i> Imperatives for a command, instruction or advice Comparative and superlative adjectives
<b>8</b>	<b>What Are You Doing?</b> Pages 64–71	Talk about what people are doing	Present progressive tense Questions with <i>what</i> + present progressive <i>Would like</i> and <i>would like to</i>

Listening	Pronunciation	Reading	Writing
Listen to conversations for specific information	Sentence intonation	A New Student!	Write a conversation Make and illustrate a list of greetings (Project)
Listen to conversations for specific information	Stressed syllables	How Old Are They?	Complete a form with personal information Write about animal life spans (Project)
Listen for specific details	Voiced <i>th</i> and unvoiced <i>th</i>	Museum of Science	Write about things in a museum Make a brochure for a museum (Project)
Listen for specific information—telephone numbers, emails, and addresses	Telephone numbers, emails, addresses	Lapland: The Land of the Midnight Sun	Write your name, address, telephone numbers, and email for a class directory Make an information poster about your country (Project)
Listen for specific information about a family	<i>Do you...?</i>	Family Values and Society	Write about an imaginary family Write about the Saudi royal family (Project)
<b>Chant Along:</b> Orders, Orders, Everywhere <b>Project:</b> Prepare a set of school rules			
Listen for specific information to perform a task	<i>Yes/no</i> question intonation	Unusual Houses	Describe your home Make a poster about a dream house (Project)
Listen to follow directions	Syllable stress	Famous Neighborhoods	Write a postcard about your neighborhood Make a brochure for your neighborhood (Project)
Listen for specific details about ongoing activities	The <i>-ing</i> ending	Teenagers' Favorite Place	Write about ongoing activities of family and friends Write about a popular teenage hangout (Project)



# Scope and Sequence

	Unit Title	Functions	Grammar
<b>9</b>	<b>What Do You Do?</b> Pages 72–79	Ask and answer questions about jobs Describe job activities Ask and answer with <i>why/because</i>	Simple present tense Questions with <i>what</i> Conjunctions: <i>so/because</i>
<b>10</b>	<b>What's School Like?</b> Pages 80–87	Talk about school subjects Describe people's physical traits Describe people's personality Discuss likes and dislikes	Simple present tense Adjectives (position) Intensifiers: <i>very, quite, really, etc.</i> Adjectives with <i>-ed</i> and <i>-ing</i>
<b>11</b>	<b>What Time Do You Get Up?</b> Pages 88–95	Describe daily activities and routines Express time	Adverbs of frequency: <i>always, usually, sometimes, never</i> Time expressions: <i>before, after, then, every day</i> Prepositions: <i>at, in, on</i> in time expressions Simple present versus present progressive
<b>EXPANSION</b> Units 6–11 Pages 96–107		<b>Language Review</b> <b>Reading:</b> Email Pals <b>Writing:</b> Write an email about family and activities <b>About You</b> <b>Chant Along:</b> My Neighborhood!	
<b>12</b>	<b>What Can You Do There?</b> Pages 108–115	Talk about places and activities Express ability Express likes and dislikes	Modal: <i>can</i> Verb: <i>like</i> + infinitive Gerunds and infinitives after verbs
<b>13</b>	<b>What Are You Going to Wear There?</b> Pages 116–123	Talk about clothing and colors Express future plans Make suggestions	Future: <i>be</i> + <i>going to</i> Time expressions for the future: <i>tomorrow, next week, next month, etc.</i> Present progressive: future arrangements and time expressions
<b>14</b>	<b>Let's Celebrate</b> Pages 124–131	Talk about national holidays and celebrations Express wants and needs Make suggestions and invitations	Object pronouns <i>Need/want/like</i> + infinitive <i>Let's</i> + verb Modals: <i>must/mustn't/should/shouldn't</i>
<b>15</b>	<b>Then and Now</b> Pages 132–139	Talk about the past Describe places and people in the past	Simple past tense: <i>be</i> <i>To be born</i> <i>There was/there were</i>
<b>16</b>	<b>What Did You Do Last Week?</b> Pages 140–147	Talk about past activities	Simple past tense Regular past tense verbs Irregular past tense verbs Time expressions for the past: <i>yesterday, last night, last week, last month</i> Simple present versus simple past
<b>EXPANSION</b> Units 12–16 Pages 148–155		<b>Language Review</b> <b>Reading:</b> My Favorite Hangout Place	

Listening	Pronunciation	Reading	Writing
Listen for specific details about jobs	Third-person singular verb endings /s/ and /z/	Follow Your Dream	Write about your dream job Make a list of good and bad jobs (Project)
Listen for specific details about people	Third-person singular verb ending -es	School Clubs	Write a description of a person you know Make an advertisement for a school club (Project)
Listen for specific details about daily activities	Linking—Does he and Does she	Schooldays: School Around the World	Write an email about a typical day at school Write about school routines around the world (Project)
<b>Language Review</b> <b>Reading:</b> English Everywhere <b>Chant Along:</b> The English Class <b>Project:</b> Language survey			
Listen for specific information from a radio ad	<i>Can and can't</i>	Places to visit in Saudi Arabia	Write a postcard from a resort in your country Design a brochure for a vacation resort (Project)
Listen for specific details about clothing and colors	<i>Going to</i>	The Iguassu Falls	Write a description of people's clothing Do a class survey on shopping advice (Project)
Listen for specific details from invitations	Nonstressed object pronouns	Eid Celebrations	Write about a holiday celebration in your country Present a celebration in another country (Project)
Listen for specific details from a biography	<i>Was and were</i>	A Real Giant	Write about a celebrity Write an interview with a famous person (Project)
Listen for specific details about a past event	Past tense endings— <i>/t/, /d/, /ɪd/</i>	Favorite Foods—Around the World	Write a recipe for your favorite food Present a regional dish in your country (Project)



**Writing:** A funny or unexpected event  
**Chant Along:** My Dream Vacation

# 1 صباح الخير! Good Morning!

رابطه الدرس الرقمي



www.iem.edu.sa

استمع و ناقش

## 1 Listen and Discuss

### تحيات Greetings



### قول وداعاً

### Saying Goodbye



See you later, Adnan.

وزارة التعليم

Ministry of Education

2023 21445



## تعارف

## Introductions



## تحقق سريع

### Quick Check ✓

- A. Vocabulary.** Circle all the "hello" greetings in the conversations.
- B. Comprehension.** Answer **yes** or **no**.
- no Mr. Porter is George's father.
  - no Danny's greeting to Alex is "Good morning."
  - yes Michael's friends call him Mike.
  - no Hanan and Asma are friends.

### FYI

### لمعلوماتك

Use titles with last names or with first name + last name: Ms. Jones or Ms. Karen Jones. In greetings, use titles with last names only. You say, "Hello, Ms. Jones."

### أعزب متزوج

		Married	Single
رجل	Man	Mr.	✓
امرأة	Woman	Mrs.	✓
		Miss	✓
		Ms.	✓

### ملاحظة:

الإجابات  
هذا ليست  
موحدة لأنك  
تتدرب على  
المحادثة

### عمل ثنائي

## 2 Pair Work

### A. ابدأ محادثة مع رفيق

**A.** Start a conversation with a partner.

أكتب اسم صديقك **Ahmed**  
Hi, \_\_\_\_\_ How are you?

Fine, **thanks** And you?

I'm OK. / I'm fine. **B.** قدم نفسك إلى رفيق جديد

**B.** Introduce yourself to a new partner.

أكتب اسمك  
Hi, I'm **Rami** What's your name?

My name's **Mohannad**. My friends call me **Moha**.

Nice to meet you.

إسمي مهند لكن أصدقائي ينادونني موها.

### C. قدم صديقك إلى زميل الصف

**C.** Introduce your friend to a classmate.

أحمد  
A: **Marwan**, this is my friend, **Ahmed**

**Ahmed**, this is my classmate, **Marwan**

**B:** Nice to meet you. **مروان**

**C:** Nice to meet you, too.

### ملاحظة: الأسماء

دائماً تُكتب بحرف كبير.



قواعد **3 Grammar**

فعل: كُن

Verb: **be**

مفرد

Singular

I'm	John.	(I + <b>am</b> )
You're	Sue.	(you + <b>are</b> )
He's	Bill.	(he + <b>is</b> )
She's	Mary.	(she + <b>is</b> )

جمع

Plural

We're		(we + <b>are</b> )
You're	friends.	(you + <b>are</b> )
They're		(they + <b>are</b> )

لمعلوماتك

**FYI**

The short forms with apostrophes (') are contractions.

صفات الملكية

Possessive Adjectives: **my, your, his, her**

مفرد

Singular

**My** name is Fatima.  
Is **your** name Mona?

**His** name is John.  
**His** name is George.



A. Complete the sentences. Use the correct form of the verb **be**.

- Mr. Albadri **is** the principal.
- I **'m/am** a student.
- Matt and Ben **are** classmates.
- Is** Rana Atwan a teacher?
- You **'re/are** my best friend.
- Mr. and Mrs. Johnson **are** married.

B. Complete the sentences with possessive adjectives.

- He's a teacher. **His** name is Mr. Farhat.
- I'm a student. **My** name is Aisha.
- He's the director. **His** name is Mr. Hariri.
- This is Henry. **His** last name is Parker.

C. Complete the conversations. Then practice with a partner.

- A: What's **his** name?  
B: His name **'s/is** Luke.
- A: Mom, this is Refaa, and this is Asma.  
They **'re/are** my friends.
- A: What's **her** name?  
B: Her name is Debbie. She **'s/is** my neighbor.
- A: Welcome to English class. **My** name is Mrs. Nadia.  
B: Hello, Mrs. Nadia. **I'm/I am** Yasmine.

وزارة التعليم

Ministry of Education

2023 41445



رابطه الدرس الرقمي  
www.iem.edu.sa

D. Complete the conversations. Use the phrases in the box.

How are you	Good morning	Nice to meet you
See you later	My name is	Good evening

My name is

Robert, but my friends call me Bob.

1



I'm John.

Nice to meet you

I'm Badr.

2



Hi. I'm Jim.

How are you

, Rick?

Fine, thanks.

Good evening. My name is Mike.

4



Good evening, Mike.

How are you

5



3

6



Hi, Ali.

Good morning

, Hameed.

لفظ

## 4 Pronunciation



Listen to the intonation. Then practice.

What's your name?

How are you?

How's it going?

استماع

## 5 Listening



Listen. Mark the correct response.

1. a.  Not bad.  
b.  Thank you.

2. a.  My name is Brad.  
b.  Goodbye.

3. a.  Nice to meet you.  
b.  I'm OK.

4. a.  Good morning, Miss Jones.  
b.  Hi. How are you?

5. a.  Goodbye.  
b.  Fine, thanks.

6. a.  Nice to meet you.  
b.  Take care.

عنك

## 6 About You



- How do you spell your first name?
- How do you spell your last name?
- What do your friends call you?
- What's your best friend's name?
- What's your dad's name?
- What's your brother's name?
- What's your teacher's name?
- How are you today?

# 6 About You

الإجابات ليست موحدة بل متفاوتة لأنها عك. لذا يمكنك التغيير.

1. How do you spell your first name?

كيف تتهجى اسمك الأول؟

**M-o-h-a-n-n-a-d**

2. How do you spell your last name?

كيف تتهجى اسمك الأخير؟

**A-l-s-h-a-m-m-a-r-i**

3. What do your friends call you?

بماذا ينادوك أصدقاؤك؟

**Moha**

4. What's your best friend's name?

ما هو اسم أفضل صديق لك؟

**Marwan**

5. What's your dad's name?

ما هو اسم والدك؟

**Ahmed**

6. What's your brother's name?

ما هو اسم أخيك؟

**Anas**

7. What's your teacher's name?

ما هو اسم معلمك؟

**Abdullah**

8. How are you today?

كيف حالك اليوم؟

**Fine, thanks**





7 Conversation محادثة



**Carlos:** Are you Rick Morgan?  
**Rick:** Yes.  
**Carlos:** Hi. I'm Carlos Rodriguez. I'm from your company.  
**Rick:** Nice to meet you, Carlos.  
**Carlos:** Nice to meet you, too. Welcome to Spain.  
**Rick:** Thank you.  
**Carlos:** So, is this your first time here?  
**Rick:** Yes. I'm very excited.  
**Carlos:** All our colleagues are at the restaurant, and a big meal is ready for you.  
**Rick:** Great. I'm starving. The food on planes is terrible.

دورك  
Your Turn

أنت تقابل شخصاً غريباً في المطار.  
أجري محادثة مع زميل الفصل؟  
(الإجابات ليست موحدة، بإمكانك تغيير الأسماء)

You are meeting a stranger at the airport.  
Make up a conversation with a classmate.

دكتور/سيدة/سيد

**A:** Are you (Mr. / Mrs. / Dr.) \_\_\_\_\_?

**B:** Yes.

**Sarah Ali**

**A:** I'm \_\_\_\_\_ هنا تكتب اسمك

**B:** Nice **to meet you**  
**to meet**

**A:** Nice \_\_\_\_\_, too.

**A:** Welcome to **Riyadh**

**B:** Thank you.

**So, this is**

**A:** \_\_\_\_\_ your first time here?

**B:** Yes. **No.**

هنا تختار هل هو  
سيد أم سيدة أم  
دكتور وتكتب  
اسمه

هنا تكتب اسم  
المدينة التي وصل  
إليها مثلاً: الرياض



## 8 Reading



رابطه الدرس الرقمي  
www.ien.edu.sa



### قبل القراءة Before Reading

What do you say when you meet someone for the first time?

## طالب جديد A New Student!

Listen to the conversation and then practice in pairs.

- Ali:** Hi. My name's Ali. What's your name?  
**Ahmed:** Nice to meet you, Ali. My name's Ahmed.  
**Ali:** Are you a new student?  
**Ahmed:** Yes, today is my first day here.  
**Ali:** Welcome to the class, Ahmed. Where are you from?  
**Ahmed:** I'm from Abha.  
**Ali:** Welcome to Riyadh.  
**Ahmed:** Thank you. It's a wonderful place.

### Expressions:

### تعابير

- Take care.  
How are you today?  
Are you from ...  
How is it going?  
See you tomorrow.  
Great!
- So, is this ...  
This is ...  
Welcome ...  
Nice to meet you ...  
How are you ...

Use expressions from the box above to complete the dialog.

- Omar:** Hi, Ali!  
**Ali:** Good morning, Omar. (1) **How're you today**?  
**Omar:** Fine, thanks. (2) **How it is going**?  
**Ali:** Great! Omar, (3) **this is** Ahmed. He is a new student.  
**Omar:** Hi, Ahmed. I'm Omar.  
**Ahmed:** (4) **Nice to meet you**, Omar.  
**Omar:** Nice to meet you, too.  
**Ali:** (5) **How're you** today, Ahmed?  
**Ahmed:** (6) **Great**. It's a great school!  
**Omar:** (7) **So, is this** your first day here?  
**Ahmed:** Yes, it's my first day at school.  
**Omar:** (8) **Are you from** Riyadh?  
**Ahmed:** No, I am from Abha.  
**Omar:** (9) **Welcome** to Riyadh, Ahmed.  
**Ahmed:** Thank you, Omar.  
**Omar:** (10) **See you tomorrow**. Nice to meet you, Ahmed.  
**Ahmed:** Nice to meet you, Omar.  
**Ali:** Bye. (11) **Take care**.

### بعد القراءة After Reading

Answer **yes** or **no**.

1. **no** Ali is a new student.  
2. **no** Ali and Ahmed are in Jeddah.  
3. **yes** Ahmed is from Abha.

وزارة التعليم

Ministry of Education

2023 - 1445



www.iem.edu.sa

# 1 Good Morning!

## كتابة 9 Writing

A. Match the phrase with the correct response.

- e Where are you from?
- f Hello. My name is Mona.
- d What's your teacher's name?
- b Are you a new student?
- a Goodbye.
- c Welcome to our class.
- a. See you later.
- b. Yes, it's my third day here.
- c. Thanks. You're friendly here.
- d. Her name is Miss Refaa.
- e. I'm from Dammam.
- f. Nice to meet you. I'm Farah.



## ركن الكتابة

### Writing Corner

- Sentences begin with a capital letter and end with a period.  
She is a new student. Her name is Farah.
- There is a question mark at the end of a question.  
Is she a new student? What is her name?
- For questions with the verb *be*, the subject and the verb change places.  
**Question** Answer  
Where **is Farah** from? **Farah is** from Dammam.  
**Are you** a new student? Yes. **I'm** a new student.

B. Write questions for the answers in the chart. Then, work with a partner to ask and answer the questions. Write your partner's answers below the examples.

Question	سؤال	Answer	إجابة
1. What's your name ?		My name is Farah. <b>My name is Mona</b>	
2. Are you a new student ?		Yes, I'm a new student. <b>No, I'm not</b>	
Is this your first day at this school ?		No. It's my third day at this school. <b>No, I've been here for a long time</b>	
4. Where are you from ?		I'm from Dammam. <b>I'm from Riyadh</b>	
5. Who is your English teacher ?		Miss Amal is my English teacher. <b>Miss Najlaa is my English teacher</b>	

C. Work with a partner. Write a conversation to welcome a new student to your school. Use questions and expressions from page 7 and from the activities above.

C. اعمل مع رفيق. اكتب محادثة للترحيب بطالب جديد في مدرستك. استخدم الأسئلة والتعبيرات من الصفحة 7 ومن الأنشطة أعلاه.



**A: Hi, My name's Ahmed**

**B: Hello. I'm Samer**

**A: Nice to meet you Samer**

**B: Nice to meet you, too**

**A: Are you a new student ?**

**B: Yes, I am**

**A: So, this is your first day here ?**

**B: No, it's my third day in this school**

**A: Welcome to our school**

**B: Thanks, Ahmed**







## 10 Project

اكتب قائمة بالتحية الرسمية و غير الرسمية باللغة الإنجليزية. ارسم أو ابحث عن صورة لكل واحدة

Make a list of formal and informal greetings in English.  
Draw a picture or find a photo for each

### Formal Greetings

1- Hello



2- Good morning.

3- Good afternoon.



4- How are you doing?



5- Nice to meet you

6- Good to see you



7- It's an honor to meet you

### Informal Greeting

1- Hey!



2- What's up?



3- Hi!

4- What's going on?

5- How is everything?

6- Long time to see you

# وظائف لغوية معنى صياغة 11 Form, Meaning and Function

A. Write the correct word below each photo.

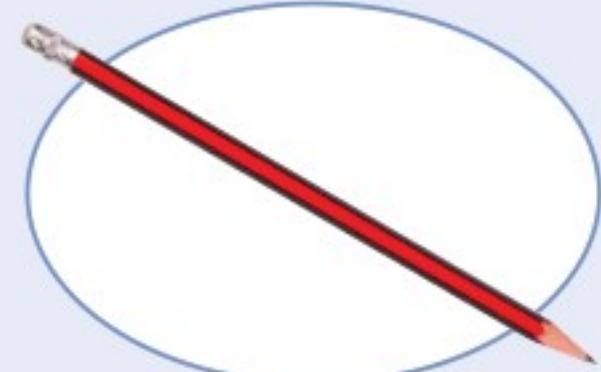
eraser books pen scissors notebook pencil crayon paints




1. pen



2. books



3. pencil



4. paints

اللوازم المدرسية

School Supplies



5. scissors



6. notebook



7. crayon



8. eraser

B. Match the school supplies with the correct verb.

- |             |   |          |
|-------------|---|----------|
| 1. books    | → | a. color |
| 2. eraser   | → | b. read  |
| 3. pencil   | → | c. paint |
| 4. scissors | → | d. write |
| 5. paints   | → | e. cut   |
| 6. crayon   | → | f. erase |

school

C. Write the correct verb from exercise B.

- We read books.
- We cut with scissors.
- We write with a pen or pencil.
- We write in our notebooks.
- We color with crayons.

# 2 What Day Is Today?

ما هو اليوم؟

رابط الدرس الرقمي



www.ien.edu.sa

## 1 Listen and Discuss

الإجابات على الأسئلة التالية ليست موحدة.  
اختر الشهر و اليوم الذي تريد.

What's your favorite day of the week?  
What's your favorite month of the year?

ما هو يومك المفضل في الاسبوع؟ الجمعة Friday  
ما هو شهرك المفضل في السنة؟ ابريل April

### أيام الأسبوع Days of the Week



What day is today?



### أشهر السنة Months of the Year


What month is it?



### أرقام Numbers

1 one	1st first	9 nine	9th ninth	17 seventeen	17th seventeenth
2 two	2nd second	10 ten	10th tenth	18 eighteen	18th eighteenth
3 three	3rd third	11 eleven	11th eleventh	19 nineteen	19th nineteenth
4 four	4th fourth	12 twelve	12th twelfth	20 twenty	20th twentieth
5 five	5th fifth	13 thirteen	13th thirteenth	21 twenty-one	21st twenty-first
6 six	6th sixth	14 fourteen	14th fourteenth	22 twenty-two	22nd twenty-second
7 seven	7th seventh	15 fifteen	15th fifteenth	23 twenty-three	23rd twenty-third
8 eight	8th eighth	16 sixteen	16th sixteenth	24 twenty-four	24th twenty-fourth
30 thirty	30th thirtieth	60 sixty	60th sixtieth	90 ninety	90th ninetieth
40 forty	40th fortieth	70 seventy	70th seventieth	100 one hundred	100th one hundredth
50 fifty	50th fiftieth	80 eighty	80th eightieth	1,000 one thousand	1,000th one thousandth

## Age



### تحقق سريع

#### Quick Check ✓

A. **Vocabulary.** Circle the ages in the conversations.

B. **Comprehension.** Answer **yes** or **no**.

1. **yes** Jamal is six months old.
2. **no** The boys are ten years old.
3. **no** The baby's name is Abdullah.
4. **yes** Their names are Ali and Adel.

#### FYI

The plural (more than one) possessive adjectives are:

**Our** = belongs to us

**Your** = belongs to you (many people)

**Their** = belongs to them

Use a possessive adjective before a noun, such as an event or day, to show who the noun belongs to.

**Our** vacation is in May.

**Your** vacation is in May, too.

**Their** vacation is in June.

### عمل ثنائي

## 2 Pair Work



الإجابات تختلف.  
لكن هنا إجابات  
ممكنة. لذا يمكنك  
تغيير المعلومات.

A. **Ask** and **answer**.

- What day is today?
- Today is Saturday.
- What month is it?
- It's April.

B. **Ask** and **answer** with your information.

- When is your final test? متى آخر يوم لأختبارك؟
- It's on May 18th.

C. **Ask** and **answer** in groups of three.

- How old are you? كم عمرك؟
- I'm thirteen (years old).
- How old is Manar? كم عمر منار؟
- He / She's twelve.

## 2 What Day Is Today?



### قواعد 3 Grammar

#### كلمات الأسئلة: ماذا، متى، كم عمر

##### Question Words: *What, When, How old*

Use **What** to find information about specific days, dates and times.

**What** is the date tomorrow? It's January 20th. (it's = it + is)

**What** day is your visit to the museum? Our visit is on Thursday.

Use **When** to find general or specific information about days, weeks, months and seasons.

**When** is your vacation? Our vacation is in May.

**When** are their football matches? Their matches are in the winter.

Use **How old** to ask the age of a person or an object.

**How old** are you? I'm fifteen.

**How old** is the building? It is 150 years old.

#### حروف الجر مع التواريخ

##### Prepositions: *In, On* with Dates

مع الأشهر و فصول السنة: **in**

مع التواريخ و أيام الأسبوع و الأشياء التي تفعلها بشكل منتظم: **on**

Use different prepositions when talking about months and seasons compared to days. Use *in* with months,

seasons and years. Use *on* with dates and days of the week. Use *on* to talk about things you do regularly (every week or month). **تذكر: أن تستخدم ماذا للسؤال عن الاوقات و الايام، و متى للشهور و فصول السنة**

Remember to use *what* to ask questions about times and days, and *when* for months and seasons.

**What** day do you play football?

**On** Mondays.

**What** day is your final test?

Our final test is **on** September 21st.

**When** is your final test?

Our final test is **in** September.

**When** do they have English classes?

Their English classes are **on** Monday and Wednesday.

**When** is our vacation?

Our vacation is **in** the winter.

A. Complete the sentences. Use number words.

December is the twelfth month of the year.

1. January is the **first** month of the year.

4. March is the **third** month of the year.

2. July is the **seventh** month of the year.

5. August is the **eighth** month of the year.

3. September is the **ninth** month of the year.

6. May is the **fifth** month of the year.

B. Write the dates in full.

**Note:** The month comes first.

1/22 January twenty-second

1. 4/13 **April thirteenth**

2. 2/28 **February twenty - eighth** اليوم الوطني التاريخ

3. 6/17 **June seventeenth**

4. 10/9 **October ninth**

5. 7/4 **July fourth**

C. Work in pairs to ask each other the dates of important public holidays in Saudi Arabia.

A: When is ...?

B: It is on ...

Public Holiday	Date
The National Day in Saudi Arabia	September 23rd



A: When is the National Day in Saudi Arabia

متى يكون اليوم الوطني في السعودية؟

B: It's on September 23rd



D. Complete the conversations. Then practice with a partner.

1. A: **How old** are John and George?

B: **They're / They are** 15.

A: What about Sarah?

B: **She's / She is** 16.

2. A: **What** are your names?

B: My name **s / is** Lisa,  
and she **s / is** Sandra .

A: How old **are** you?

B: We **re / are** 14.

3. A: They're nice girls.

What are **their** names?

B: Pam and Vicky.

They **'re / are** in my English class.

4. A: **When** is your final test?

B: It's **in** March.

A: **What** date?

B: March 11th.

A: **My** final test is **on** the  
11th too!

إجابة واحدة  
وليست إجابات  
لكن كتبت هنا  
بالطريقتين  
الكاملة  
والمختصرة،  
فكلا الطريقتان  
صحيحة. اكتب  
صيغة واحدة  
فقط.

## 4 Listening

Listen to the three conversations. Complete the chart.

	Day	Date
Conversation 1	<b>Monday</b>	<b>June first</b>
Conversation 2	<b>Friday</b>	<b>January fourteenth</b>
Conversation 3	<b>Friday</b>	<b>June tenth</b>

## 5 Pronunciation

Listen to the stress on the words. Then practice.

May Mom August Sunday September October  
June Dad April teacher December tomorrow

## 6 About You

أكمل النموذج. اكتب المعلومات عن نفسك

A. Complete the form. Write the  
information about yourself.

أجب عن الأسئلة.

B. Answer the questions.

**She is twelve**

1. How old is your best friend?

2. What is your best friend's name? **Rinad**

3. How old is your pet? **2 years**

4. What's your pet's name? **Poppy**

كم عمر صديقك المفضل؟  
ما هو اسم صديقك المفضل؟  
كم عمر حيوانك الأليف؟  
ما هو اسم حيوانك الأليف؟

نموذج المعلومات

Information Form

الاسم الأول

First name: **Thamer**

الاسم الأوسط (ممكن أكثر من اسم)

Middle name(s): **Rashed**

الاسم الأخير

Last name: **Al-Osayme**

العمر

Age: **thirteen**

تاريخ الميلاد

Birth date: **17 / 1 / 2010**

الإجابات هنا  
ليست موحدة.  
لأنها عنك.  
لكن هنا إجابات  
ممكنة لتعرف  
الطريقة.

وزارة التعليم

Ministry of Education

2023 - 1445

## 2 What Day Is Today?

رابط الدرس الرقمي




www.ien.edu.sa

## 7 Conversation



### Your Ending



- A:** Hi, B!  
**B:** Hi, A!  
**A:** What day is today?  
**B:** Today is Thursday!  
**A:** What day of the month?  
**B:** The fifth.  
**A:** Oh, I have an appointment with the doctor. Thank you for reminding me.  
**B:** You're welcome.  
**A:** Thursday, April fifth! Remember.  
**B:** Oh, the football match is today!

### عن المحادثة About the Conversation

- ما هو اليوم؟  
1. What day of the week is it?  
أي شهر؟  
2. What month?  
ما هو التاريخ؟  
3. What's the date?  
ما الذي سيحدث اليوم؟  
4. What is today?  
**1. Saturday.**  
**2. June.**  
**3. June tenth.**  
**4. The basketball game is today.**

### Real Talk

Guess what? = when we tell someone something that will surprise them  
You're welcome. = a polite reply to "Thank you"

**دورك Your Turn**  
مثل المحادثة مع زميلك استخدم النهاية التي تعجبك  
Role-play the conversation with a partner. Use the ending you like.



## 8 Reading

### قبل القراءة Before Reading

Look at the pictures and the charts.  
What do you think the reading is about?

عن طول عمر  
الحيوانات

## It is about the length ago of animals How Old Are They?

هنا نكتب ( years = سنوات ) بصيغة الجمع

Flipper is a dolphin, and he is 5 years old. That is young for a dolphin. It is the age of an 18-year-old person. Flipper is a baby in human years, but he's a teen in dolphin years.



عندما نكتب العمر كصفة مركبة ( مع شرطات ) فإننا نحذف S من year



Cleo the cat is one year old. In human years, she's a 15-year-old adolescent.



Ollie the elephant is four years old, and he's only a baby. Samson, his father, is 30. That's still young for an elephant.



Marla is old—even for a turtle. She's 95.

Animal	Life Span	Animal	Life Span
turtle	123 years	horse	33 years
parrot	80 years	rabbit	9 years
elephant	70 years	mouse	4 years


Animal	Age	Human Years
cat	1 year	15 years
	5 years	36 years
	15 years	74 years



parrot



horse



rabbit



mouse

كم عمرك؟

How old are you?

I'm thirteen

### بعد القراءة After Reading

- How old is Flipper? **He is 5 years old**
- Is Marla young or old for a turtle? How old is she? **Marla is old for a turtle. She's 95 years**
- How old is Cleo the cat? **He is 1 year old**
- How old is Cleo in human years? **He is 15 years old**



## 2 What Day Is Today?

رابطه الدرس الرقمي



www.iem.edu.sa

### 9 Writing

A. Write the question word: **When, Where, What, How**. Match each question with the answer.

1. **What** is your first name?
2. **How** do you spell that?
3. **How** old are you?
4. **Where** are you from?
5. **When** is your birth date?
6. **What** is your last name?

- a. **4** Chicago.
- b. **1** Watkins.
- c. **6** Robert.
- d. **3** I'm 13.
- e. **2** W-A-T-K-I-N-S.
- f. **5** June 17th, 2002.



### ركن الكتابة

#### Writing Corner

1. Names begin with a capital letter.  
His name is **Saeed Al-Hassan**.
2. The names of countries and cities begin with a capital letter.  
I'm from **Riyadh, Saudi Arabia**.
3. Months and days of the week begin with a capital letter.  
Today is **Wednesday, October 16th**.

B. Look at the information form. Look again at the questions in exercise A. Write the question for each piece of information. Complete the form with your information.

1. **What is your first name ?**
2. **What is your last name ?**
3. **Where are you from ?**
4. **How old are you ?**
5. **When is your birth date ?**

نموذج المعلومات  
Information Form

First name: **Thamer**

Last name: **Al-Osayme**

City: **Riyadh**

Age: **Thirteen**

Birth date: **January 17th, 2010**

الإجابات هنا  
ليست موحدة.  
أكمل النموذج  
بمعلومات عنك

C. Make two more information forms. Then, use the questions to interview two classmates and complete the forms with their information. Remember to ask for spelling.

### 10 Project

Do research and find out the life span of other animals, insects, or plants and say how old they are in human years.

ابحث واكتشف العمر الافتراضي للحيوانات أو الحشرات أو النباتات الأخرى وقل كم عمرها بالنسبة لعمر الإنسان.

الحل بالصفحة التالية





### المشروع 10 Project

Do research and find out the life span of other animals, insects, or plants and say how old they are in human years.

#### How Long Do Lions Live. Lion Lifespan

Lifespan of an animal is the average number of years between its birth and death. Lions even being the top predators faces a lot of threats in the wild and live a shorter life in the wild than in captivity. Here we have gathered complete information on How Long Do Lions Live which will give you an overview of the Lion Lifespan both in captivity and in the wild. You are going to learn the average lifespan of lion, life expectancy, lifespan in wild & captivity, lifespan of male and female lion, the oldest lion ever and many other interesting facts about Lion Lifespan.

#### How Long Do Lions Live

Lions live for a maximum age of 16 years in the wild. They live longer in captivity as compared to the wild. In the wild, they are prone to natural threats, diseases, and food scarcity. A lion starts to become weaker and then die at the age of 10 to 15 years in the wild. Lions live for up to 20 years in captivity.

The average lifespan of a lion in the wild is up to 13 years. The average lifespan of female lions (lionesses) is longer than male lions. In the wild, the life expectancy of a lion is 10 to 16 years. While in captivity, their life expectancy up to 20 years. However, they can live there for a maximum age of 25 to 26 years. Female lions naturally live longer than male lions.



# الشكل و المعنى و الوظيفة

## 11 Form, Meaning and Function

غرفة صف اللغة الإنجليزية

Classroom English

صباح الخير هيا نبدا

Good morning.  
Let's start.



اجلسوا من فضلكم

Please sit down.



ضع حقيبتك جانباً

Put your bags away.

اعمل مع زميلك

Work with a partner.



Take out your pencils.

أخرج قلمك الرصاص



Open your books.  
Look at page twelve.

افتح كتابك انظر للصفحة 12



Close your books.

أغلق كتابك



استمع و ردد

Listen and repeat.

اعمل مع زميلك. اقرأ التعليمات عليه وهو ينفذها في حال قلت له لو سمحت ثم بدل الأدوار

A. Work with a partner. Read the instructions to your partner. Your partner only follows the instructions when you say "please." Then change roles.

اكتب تعليمات المعلم بالترتيب الصحيح

B. Write the teacher's instructions in the correct order.

Look at page eighteen.

Please sit down.

Read the conversation.

Good morning. Let's start.

Open your books.

1. Good morning. Let's start.

2. Please sit down.

3. Open your book.

4. Look at page eighteen.

5. Read the conversation.



# ما هذا؟ ( للبعيد ) 3 What's That?



دليل المعلم الرقمي  
www.ien.edu.sa

استمع و ناقش

## 1 Listen and Discuss

ما هي الكلمات الموجودة في هذه الصفحات التي تعرفها بالفعل؟  
Which words on these pages do you already know?

camera, bicycle, car, telephone, airplane

Welcome to the museum. My name's Tom. I'm your guide. Follow me. Please don't touch anything. And no photographs.



bicycle



camera



car



washing machine



headphones



typewriter



telephone



calculators



television



What's this?

And what are those?

It's a radio.

They're calculators.

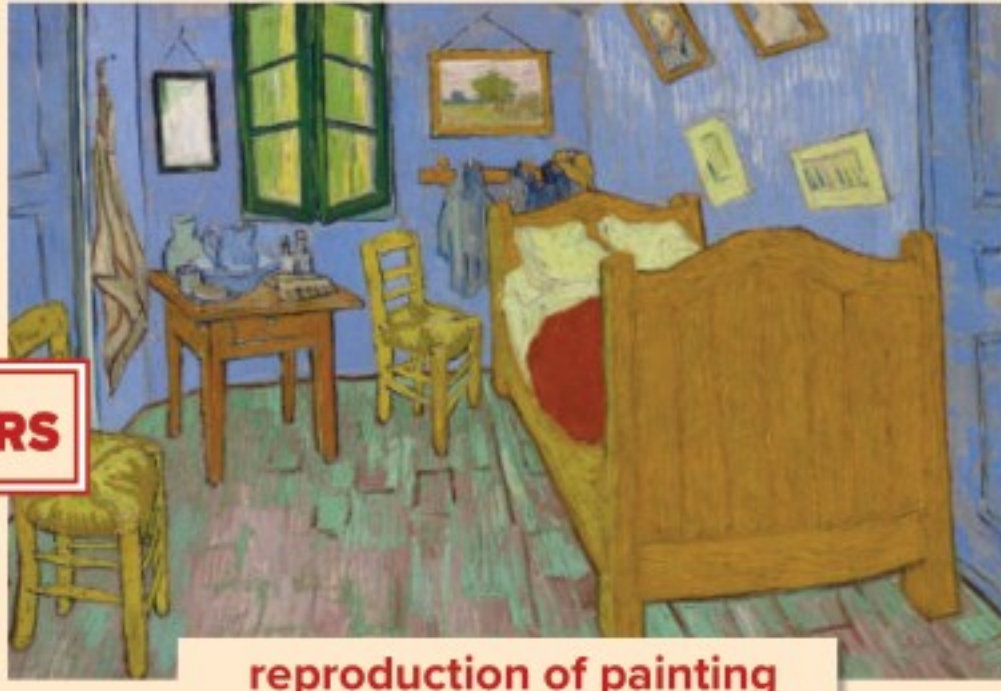


radio



airplane

الإجابات  
تتفاوت




POSTERS

reproduction of painting  
by Vincent Van Gogh

Buy a souvenir at the  
**MUSEUM  
GIFT SHOP**

اشترى هدية تذكارية من متجر الهدايا بالمتحف

Check out those  
sculptures.



sculptures

lamp



watches



key chains



tote bags



toys

تحقق سريع

### Quick Check ✓

**A. Vocabulary.** What things in the pictures do you have?

**A lamp, a television and some watches**

**B. Comprehension.** Answer **yes** or **no**.  
Tom says:

1. **no** Welcome to school.
2. **yes** Follow me.
3. **yes** Don't take photographs.
4. **no** Look at those paintings.

عمل ثنائي

### 2 Pair Work



**Ask** and **answer** about the items in the museum.

تفاوتت الإجابات على هذا السؤال لكن هنا إجابات ممكنة.

**What's that ?  
I think it's a lamp  
What are these ?  
They're toys**

معلوماتك

411

The indefinite articles *a/an* come before singular nouns.

Use *a* before words that begin with a consonant sound: **a** radio, **a** calculator, **a** painting.

Use *an* before words that begin with a vowel sound: **an** airplane, **an** English class.

وزارة التعليم

Ministry of Education

2023 - 1445

The vowels are **a, e, i, o, u**.

# 3 What's That?



رابط الدرس الرقمي  
www.ien.edu.sa

## 3 القواعد Grammar

This is a famous modern sculpture.  
That is a water fountain.



### Demonstrative Pronouns: *this / that / these / those*

استخدم اسم الإشارة مكان الاسم للإشارة للشيء

Use a demonstrative pronoun in the place of a noun to point to objects.

للقريب Use this/these for things near you.

للبعيد Use that/those for things far from you.

	near	far
Singular	This	That
Plural	These	Those

**This** school is near to my house.  
I want to buy **this** goldfish.

**That** park is far away from my house.  
Look at **that** bird in the sky!

**These** chairs in my class are red.  
I don't like **these** flowers in my room.

**Those** chairs in the other class are blue.  
I like **those** trees in the park.

### Imperatives

استخدم صيغة الأمر لإعطاء الأوامر أو الطلب والتعليمات قل لو سمحت لتكون أكثر تأدباً

Use the imperative to give a command, or an order, and instructions.

Say *please* to be polite.

#### Affirmative (+)

**Sit** down. / Please **sit** down.

**Come** in. / Please **come** in.

Also use the imperative to give advice.

**Buy** those posters. They're nice.

**Go** out. The weather is good.

#### Negative (-)

**Don't sit** down. / Please **don't sit** down.

**Don't come** in. / Please **don't come** in.

**Don't buy** that painting. It's strange.

**Don't go** out. It is very hot today!

اعمل مع زميلك. اسأل و أجب. استخدم أسماء الإشارة للقريب و البعيد

A. Work with a partner. Ask and answer. Use *this/that* or *these/those*.

A: What's this?

B: It's a pencil.



A: What are those?

B: They're keys.



1.



A:What are those?  
B:They're painting.

2.



A:What's this?  
B:It's a sculpture.

3.



A:What is that?  
B: It's an airplane.

4.



A:What are those?  
B:They're cameras.

5.




A:What is that?  
B:It's a bicycle.

6.



A:What are these?  
B:They're headphones



**B.** Start to draw an object.  
Ask a partner to guess what you are drawing.

- A:** What's this?  
**B:** It's a bike.  
**A:** No, it's not a bike.  
**B:** It's an orange.  
**A:** Yes, that's right.

**C.** Match the imperatives with the pictures. Write the letters in the blanks.

- a.** Pay here.    **b.** Don't take photographs.    **c.** Don't use cell phones.    **d.** Don't touch.



1. b



2. c



3. d



4. a

الإجابات  
تتفاوت  
هنا إجابات  
ممكنة

عناك

## 4 About You

1- ماذا يوجد في حقيبة الظهر أو شنطتك؟

Headphones, a notebook, a pen and a pencil

1. What's in your backpack or bag?

2- ماذا يوجد على مكتبك؟

My English book, pens and pencils

## 5 Listening

Mark and Andy are on a tour of the museum. Listen. Circle the things they see.



## 6 Pronunciation

There are two ways to pronounce **th**. Listen. Then practice.





1  
think  
tenth  
thanks

2  
this/tha  
these/tho  
they



7 Conversation



**Your Ending**

- 1 It's a dinosaur's egg.
- 2 It's a meteor.
- 3 It's a diamond.

عن المحادثة

About the Conversation

Answer **yes** or **no**.

1. **no** The skeleton of the dinosaur is small.

**It's enormous**

2. **yes** The "rocks" are really fossils.

3. **no** The skeleton's name is Mike.

دورك

Your Turn

Role-play the conversation with a partner. Take your partner around the museum. Try to use different items from the ones in the conversation.

**The skeleton's name is Jerry. Mike is one of the men in the story**

4. **yes** The skeleton of the man is three million years old.





## قراءة 8 Reading

قبل القراءة **Before Reading** ما أنواع الأشياء التي تراها في المتاحف؟  
What kinds of things do you see in museums?

لوحات وأشياء قديمة **Painting and old things**

### Museum of Science

The museum has a lot of things from the world of science and technology. See over 800 exhibits and over 2,000 interactive units.



- Walk through the six-meter model of a human heart.



- See the first spacecraft to go around the moon!



- Go inside a German submarine from World War II, 1944.

### Special Attractions

Now Open!

#### LEONARDO DA VINCI exhibit

Discover the inventions of the famous painter—a man truly before his time!



#### Omnimax 3-D Theater Greece

See the film, and take a journey back in time to the birthplace of Western civilization.

# Museum of Science



### مناقشة

#### Discussion

1. Are there museums in your town?
2. What's the most famous museum in your country? What is in it?
3. What's your favorite museum? What section?

### بعد القراءة **After Reading**

Complete the sentences. **science and technology**

1. The museum has things from the world of \_\_\_\_\_.
2. The six-meter model is of a **human heart**.
3. The inventions are by **Leonardo da Vinci**.

4. The film is about **Greece**.

- 1- Yes, there are
- 2- The National Museum. In it, you can find things about the history, culture and art of Saudi Arabia
- 3- I like science museums, dinosaurs



## 9 Writing

- A. What is a museum you know? What are your favorite objects in the museum? Write notes in the chart. Describe the age, size, or where the objects are from. You can use words like: **old, new, modern, big, small, nice, strange, or interesting.**

Museum: <b>متحف اللوفر Louvre Museum</b>	
Object	Description
لوحة الموناليزا Mona Lisa painting	It's an old beautiful painting by Leonardo Da Vinci
فينوس دي ميلو (تمثال) The Venus de Milo	It's an interesting marble statue with no arms
المومياء The mummy	A very old Egyptian mummy

### ركن الكتابة

#### Writing Corner

- Use the indefinite article *a* or *an* to introduce a singular noun for the first time.  
The museum has **a** dinosaur skeleton.
- Use the definite article *the* to talk about a noun for the second time.  
**The** dinosaur skeleton is enormous.
- Add *s* to most plural nouns. Do not use the article *a* or *an* with plural nouns.  
The museum has many fossils.
- Use the definite article *the* to talk about plural nouns for the second time.  
**The** fossils are about 200 million years old.

- B. Read the text. What objects are in the museum? What words describe the objects? Underline the guide's instructions.

B. اقرأ النص. ما الأشياء الموجودة في المتحف؟ ما هي الكلمات التي تصف الأشياء؟ ضع خط تحت تعليمات المرشد

*Welcome to the National Museum. My name's Hameed. I'm your guide. This exhibit is interesting. Follow me. This is a meteorite. The meteorite is from a crater in the desert. Please, don't touch it. These are dinosaur skeletons. They're big. This skeleton is strange. It isn't a fish. It's a dinosaur from the sea. That's an enormous skeleton of an elephant. The skeleton is about 12 million years old. Please, don't take photographs.*

- C. Be a museum guide. Write about your favorite objects in a museum. Use your notes from the chart in A and ideas from this unit. Describe the objects and give instructions to the visitors.

C. كن مرشداً متحفاً. اكتب عن الأشياء المفضلة لديك في المتحف. استخدم ملاحظتك من الجدول في A والأفكار من هذه الوحدة. وصف الأشياء وأعطى التعليمات للزوار.

## 10 Project

Make a brochure for a museum and label the objects in it. Use drawings or photos from the [وزارة التعليم](#) net or magazines.

Ministry of Education

2023 24/45

اعمل منشور لمتحف وسمي الأشياء الموجودة فيه.  
استخدم الرسومات أو الصور من الإنترنت أو المجلات.  
الحل في الصفحة التالية

# إجابة السؤال B من قسم الكتابة صفحة 24 الكلمات التي تصف الأشياء

رابط الدرس الرقمي



## كائنات

**Objects : meteorite, dinosaur skeletons**

## كلمات لوصف الكائنات

**Words to describe objects : interesting, from a crater in the desert, big, strange, isn't a fish, from the sea, enormous, of an elephant, about 12 million years old**

## تعليمات

**Instructions : Follow me; Please, don't touch it;  
Please, don't take photographs**

## إجابة السؤال C من قسم الكتابة صفحة 24

**Welcome to the Louvre Museum. My name's Ahmed .  
I'm your guide. This museum is very interesting. Follow  
me. This is the Mona Liza painting. It is a painting by  
Leonardo Da Vinci. Please don't touch it. This is The  
Venus De Milo. It is a marble statue without arms. Now  
we will see the mummy. It is a well preserved Egyptian  
mummy. Please don't take photographs.**



وزارة التعليم

Ministry of Education

2023 24/45




# 10 Project

Make a brochure for a museum and label the objects in it. Use drawings or photos from the Internet or magazines.

## Louver museum - Paris



### Louver museum building




### Mona Lisa



### Group sculpture



### statue of the sphinx in the Egyptian hall of the louver museum.



### wooden statue

# 11 صياغة معنى وظيفة لغوية Form, Meaning and Function

## The Definite Article: *the*

The definite article *the* comes before singular and plural nouns.

**the** student                      **the** students

Use *the* for specific objects or people that were introduced before or that are known. Do not use *the* with plural nouns when talking in general.

He is a tourist. **The** tourist is in New York.  
Where are **the** students? They're at **the** art museum.

Teachers work at schools.



Use *the* for objects that are one of a kind.

**the** Earth                      **the** sun                      **the** moon  
**the** stars                      **the** sky                      **the** sea

Use *the* with the names of oceans, seas, rivers, mountain ranges, deserts, groups of states, and monuments.

**the** Red Sea                      **the** Amazon                      **the** Eiffel Tower                      **the** National Museum  
**the** Arabian Desert                      **the** Alps                      **the** United States                      **the** Pacific Ocean

## مع لا تستخدم *the*

Do not use *the* with proper names, possessive adjectives, months, days of the week, meals, games, sports, or with the words *home*, *school*, *work*, *business*, and *vacation* when used for their purpose.

Fahd is my brother.                      He is in Dubai on business.                      Let's play tennis after lunch.

A. Write the definite article **the** where necessary.

- \_\_\_\_\_ Riyadh is **the** capital of \_\_\_\_\_ Saudi Arabia.
- Look in **the** sky! You can see **the** moon and **the** stars.
- What is **the** population of **the** Saudi Arabia?
- The** Pyramids are in \_\_\_\_\_ Egypt. **The** Nile is in \_\_\_\_\_ Egypt, too.
- \_\_\_\_\_ Spanish is **the** official language of \_\_\_\_\_ Mexico.

B. Write the article **a**, **an**, or **the** where necessary.

- That is **an** airplane. **The** airplane is in **the** sky.
- We play \_\_\_\_\_ football in **the** park on \_\_\_\_\_ Saturdays.
- This is \_\_\_\_\_ my father. He is at \_\_\_\_\_ work. He is **a** teacher.
- The** exhibits at **the** National Museum are very interesting.
- Look at **the** picture on \_\_\_\_\_ page 22. **The** people are at **a / the** museum.



# 4 Around the World

رابطہ الدرس الرقمي



www.iem.edu.sa

## 1 الاستماع و المناقشة Listen and Discuss

ما هي الأماكن في الصورة؟

What place is in the photo?

Who are the people in the pictures?

من هم الأشخاص في الصورة؟

This is Dan Ramirez in Times Square, with people from all around the world.

Hello. Are you a tourist?

No, I'm not. I'm here on business.

And where are you from?

I'm from Shanghai, China.





الدولة الجنسية العاصمة

Country	Nationality	Capital
Brazil	Brazilian	Brasilia
Canada	Canadian	Ottawa
Egypt	Egyptian	Cairo
Jordan	Jordanian	Amman
Russia	Russian	Moscow
Syria	Syrian	Damascus
England	English	London
Spain	Spanish	Madrid
Mexico	Mexican	Mexico City
United States	American	Washington, D.C.
Venezuela	Venezuelan	Caracas
Saudi Arabia	Saudi	Riyadh
Oman	Omani	Muscat
China	Chinese	Beijing
France	French	Paris
Others:		

**التحقق السريع**  
**Quick Check** ✓  
**الكلمات**  
**A. Vocabulary.** What country and nationality names do you use often? Circle them. Add any others to the chart.  
**الإستيعاب**  
**B. Comprehension.** Answer **yes** or **no**.

- Yes** Dan is in New York.
- No** Tom isn't Australian.
- Yes** The English tourists aren't from London.
- No** The man from China is on vacation.

**2 Pair Work**

**العمل الثنائي**  
**اسأل و أجب**  
**A. Ask and answer.**

- Is Dan from New York?  
 Yes, he is. / No, he isn't.
- Where is Tom from?  
 He's from Australia.
- What's his nationality?  
 He's Chinese.

**اسأل و أجب عن نفسك**

**B. Ask and answer** about yourself.

- Where are you from? **I'm from Oman.**
- What's your nationality? **I'm Omani.**
- What's the capital of your country? **It's Muscat.**





### القواعد

## 3 Grammar

#### فعل الكينونة

Verb: **be**

النفى  
Negative (-)

I'm	not	(am not)
You	aren't	(are not)
He		from the U.S.
She	isn't	(is not)
It		

**FYI**

isn't = is not, aren't = are not

We		
You	aren't	from the U.S.
They		

#### السؤال

Questions (?)

Are	you	
Is	he she it	from Saudi Arabia?
Are	we they	

#### إجابات قصيرة مبنية

Short Answers (+)

I	am.
he she it	is.
we they	are.

#### إجابات قصيرة منفية

Short Answers (-)

I'm	not.
he she it	isn't.
we they	aren't.

#### كلمات السؤال: أين

Question Word: **Where**

Where	are	you/they	from?
	is	he/she/it	

#### حروف الجر: من، داخل، على

Prepositions: **from, in, on**

Sally is <b>from</b> England.	Mr. Omar is here <b>on</b> business.
Rome is <b>in</b> Italy.	Pat is <b>on</b> vacation.

### أكمل المحادثة. ثم تدرب مع زميلك

A. Complete the conversations. Then practice with a partner.

1. A: **Are** they Russian?

B: No, they **aren't**.

A: What **are** their nationality?

B: They **are** Polish.

3. A: **Is** your friend Japanese?

B: No, he **isn't**.

A: Where **is** he from?

B: He **is** from Vietnam.

Where 2. A: \_\_\_\_\_ are you from?

B: We **are** from Mexico.

A: **Are** you on vacation?

B: Yes, we **are**.

4. A: **Are you** from Jordan?

B: Yes, I am.

A: **Is** it hot there?

B: Yes, it **is**.

### وافق أو أرفض على المعلومات التالية

B. Agree or disagree with the following information.

💡 The official language in Brazil is Spanish.

1. The capital of China is Beijing.

2. The capital of Korea is Manila.

3. Manchester and Liverpool are in Spain.

4. The official languages in Canada are English and French.

5. The primary language in Mexico is Spanish.

No, it isn't. It's Portuguese.

Yes, it is.

No, it isn't. It's Seoul.

No, they aren't. They're in England.

Yes, they're.

Yes, it is.







## 4 النطق Pronunciation



استمع و ردد  
A. Listen and repeat.

Telephone Numbers	Emails	Addresses
754-9730 603-861-5278	bwilson@web.com lia_byrd@spark.com	297 Birch Street 1560 Riverside Avenue

**FYI**

With telephone numbers and addresses, we often say "oh" for zero.

With email addresses: @ = at  
. = dot  
\_ = underscore

اعمل مع زميلك. اسأل و أجب باستخدام معلوماتك الشخصية و المعلومات التي على يمين الصفحة

B. Work with a partner. Ask and answer. Use your own information and the information on the right.

1. A: What's your telephone number?

B: It's 474-6893.

A: What's the area code?

B: It's 305.

A: What's the country code?

B: It's 1.

2. A: What's your address?

B: It's 219 King Street.

A: What's your email address?

B: It's mike\_jones@worldnet.com.

3. A: What's his/her telephone number?

B: It's 753339.

A: What's his/her address?

B: It's 60 Royal street.

### A TELEPHONE & ADDRESS

Name *Olivia Anderson* Home  
Home Address *2147 Emerson Avenue* Work *(908) 543-6948*  
*Jersey City, NJ* E-mail *oli@sat.com*



**Charles Chen**

56 Maple Road  
Vancouver, Canada  
(604) 943-2805  
c\_chen@spark.com

### Contacts

**Linda Chapman**

897 Willow Drive  
Los Angeles, CA

Cell phone: (213) 548-7691  
Email: linda@web.com

## 5 الاستماع Listening



Listen. Mark the correct answer. استمع. اختر الإجابة الصحيحة.

1. a. (212)

**b. (202)**

2. a. 60 Green Street

**b. 16 Green Street**

3. a. (781) 342-7568

**b. (718) 342-7568**

4. a. nat@star.com

**b. ned@star.com**

5. **a. 80 Park Lane**

b. 18 Park Lane

6. **a. country code 13**

b. country code 30

Country	Country Code
Australia	61
China	86
Egypt	20
Germany	49
India	91
Mexico	52
Saudi Arabia	966
Spain	34
U.S.A.	1





رابط الدرس الرقمي  
www.iem.edu.sa

المحادثة  
**6 Conversation**

**Real Talk**

Excuse me. = an expression to get someone's attention  
How about you? = a way to ask someone the same question



**Your Ending**



## 4 Around the World

رابطہ الدرس الرقمي



www.iem.edu.sa

عن المحادثة

### About the Conversation

1. Where is Mahmoud from?  
من أي دولة محمود؟ هل هو طالب؟
2. Is he a student?
3. Is Hussain on business?  
هل حسين في تجارة؟ ما هي جنسيته؟
4. What's his nationality?

1. He is from Egypt.

2. Yes, he is.

3. No, he isn't. He is on vacation.

4. He is Saudi.

## 7 About You

1. Where are you from?  
من أي بلد؟
2. What's your nationality?  
ما هي جنسيته؟
3. What's your first language?  
ما هي لغتك الأم؟
4. What's your address / email address?  
ما هو عنوان بريدك الإلكتروني؟
5. What's your telephone number?  
ما هو رقم هاتفك؟
6. What countries are your friends from?  
من أي بلدان هم أصحابك؟

1. I'm from Saudi Arabia.

2. Saudi.

3. Arabic.

4. ....@gmail.com

5. 0096.....

6. Saudi Arabia.



## 8 Reading

قبل القراءة  
Before Reading

Look at the pictures and the map.  
What do you think the reading is about?



# Lapland:

## *The Land of the Midnight Sun*

My name is Hannun, and I'm from Lapland. Lapland is a region in Finland near the Arctic Circle. It's very cold, and from December to January, it's dark most of the time. I live here with my family and my reindeer.



The main city of Lapland is Rovaniemi. It's a famous town in the north of Finland. In the Arctic, people see beautiful skies. The darkest time of the year is on December 21st. There is no sunlight from October.

The sun comes out again on March 21st. The Arctic has light all day for the whole summer. This is called the midnight sun.

بعد القراءة  
After Reading  
أكمل الجدول  
Complete the chart.

Name of person	Hannun
Region	Lapland
Country	Finland
Famous town	Rovaniemi



## 9 الكتابة Writing

اقرأ المعلومات في ركن الكتابة مع معلمك. ثم اعمل مع زميلك للسؤال و الإجابة على المعلومات المذكورة

A. Read the information in the **Writing Corner** with your teacher. Then, work with a partner to ask and answer the questions with the information given.

- |                                    |  |
|------------------------------------|--|
| 1. What is your name?              | My name is _____ (your name) _____ .   |
| 2. What is your home address?      | My address is 25674 Pine Street.   |
| 3. What is your telephone number?  | My telephone number is (321) 867-4950.                                       |
| 4. What is your cell phone number? | My cell phone number is 797-300-4953.  |
| 5. What is your email address?     | My email address is <a href="mailto:a.friend@mail.sa">a.friend@mail.sa</a> . |

### Writing Corner

- Street names begin with a capital letter.  
His address is 194 **T**ower **R**oad.
- Put the area code for a telephone number in parentheses. Put a dash after three numbers.  
Say each number one at a time. For the number 0, we say *zero* or *oh*.  
(555) 920-1433                      Say: five, five, five, nine, two, oh, one, four, three, three.
- Email addresses usually don't have capital letters. After the name, we say *at* and write the symbol @. After the server we say *dot* and write a period.  
[myname@server.com](mailto:myname@server.com)                      Say: my name at server dot com.  
[b.smith@mail.ca](mailto:b.smith@mail.ca)                              Say: B dot Smith at mail dot C A.

أكمل معلومات الطالب من عندك. و املا جدولين إضافيين بسؤال زميلين عن معلوماتهم الشخصية و اكمال الجداول

B. Complete the student information form with your information. Make two more information forms. Ask two classmates questions and complete the forms with their information.

Check that the information is correct. Repeat the information to your classmate or ask: "Can you repeat that, please?"

Student Information	
Name:	<b>Ahmed Hassan Ali</b>
Address:	<b>Al-Riyadh King Faisal street</b>
Telephone:	<b>00966.....</b>
Cell phone:	<b>00966.....</b>
Email:	<b>.....@gmail.com</b>



- C. Make a new student information form for your teacher with: your name, home address, telephone number, cell phone number, and email address. Your teacher can make a class directory.



## المشروع 10 Project



ضمن مجموعة. اكتب منشوراً يتضمن المعلومات التالية عن بلدك: العاصمة، التعداد السكاني، اللغة، المدن الرئيسية، أماكن للاستمتاع

In a group, make a poster with the following information about your country: capital, population, language(s), main cities, and places of interest.

### The Kingdom of Saudi Arabia

Saudi Arabia, officially the Kingdom of Saudi Arabia, is a country in Western Asia. It spans the vast majority of the Arabian Peninsula, with a land area of approximately 2,150,000 km<sup>2</sup>. Saudi Arabia is the largest country in the Middle East, and the second-largest country in the Arab world. Riyadh is the capital of Saudi Arabia. The official language of Saudi Arabia is Arabic. Population in Saudi Arabia is expected to reach 35,613,027.

**The main cities in Saudi Arabia are:**

- 1. Riyadh:** Riyadh, which lies in the Central Region, is the capital city of Saudi Arabia and now rivals any modern city in the world in the splendor of its architecture. It is the largest city in Saudi Arabia, with a population of 6,506,700.
- 2. The Holy City of Makkah:** Mecca is Makkah ares's capital city in Hejaz area in Saudi Arabia. With a population of 1,919,900 Mecca gets visitors three times its population every year during the Hajj pilgrimage. Mecca is also considered to be the place of birth for Muhammad and the location of Muhammad's first revelation of the Quran. In the Islamic religion. Mecca is the holiest city.
- 3. The Holy City of Madinah:** With a population of 1,271,800 Madinah is the capital city of Saudi Arabia's Al-Madinah region. It is often referred as the "Radiant City" and is found in the Hejaz. Al-Masjid An-Nabawi has great religious significance because it is the burial place of Prophet Muhammad.
- 4. Jeddah:** With a population of 3,976,400 Jeddah is the largest town in Mekkah Province. It is also the second largest city in Saudi Arabia after Riyadh and the biggest seaport in the Red Sea.



# الشكل و المعنى و الوظيفة

## 11 Form, Meaning and Function

### العرض و الطلب

Requests and Offers: **Can / Will**

### استخدم... للطلب

Use **can** or **will** for requests.

#### Request الطلب

Will you help me?

Will you be my partner?

Can you open the window?

Can you give me a pencil?

#### Agree القبول

Sure.

Of course.

OK.

No problem.

#### Refuse الرفض

Sorry. I'm busy.

Sorry. I can't.

### أستخدم... للعرض

Use **can** or **will** for offers.

#### Offer العرض

I **can** help you.

I **will** be your partner.

I **will** open the window.

I **can** give you a pencil.

#### Accept الموافقة

Thank you.

All right.

OK.

Thanks.

#### Refuse الرفض

No thanks.

No, that's all right.

No, that's OK.

### كن مؤدباً و قل

Be polite. Say **please, thank you, and you're welcome.**

You're welcome.

Sure.

Can you open the window, please?

Thank you.

## اكتب طلباً مؤدباً باستخدام

A. Write polite requests with **can** and **will**.

Help me.

💡 Can you help me, please? / Will you help me, please?

1. Give me your email address.

**Can/Will you please give me your email address?**

2. Write your telephone number.

**Can/Will you please write your telephone number?**

3. Tell me the country code for Saudi Arabia.

**Can/Will you please tell me the country code for Saudi Arabia?**

4. Spell your name.

**Can/Will you spell your name, please?**

5. Repeat that.

**Can/Will you please repeat that?**

تدرب على العرض و الطلب مع زميلك. و زميلك إما أن يوافق أو يقبل أو يرفض. ثم بدولوا الأدوار ولا تنس أن تكون مؤدباً

B. Practice the requests and offers with a partner. Your partner agrees, accepts, or refuses. Then change roles.

Remember to be polite.

- **Can you please teach me?**

- **Can/Will you please lend me your books?**

- **Will you please come to my house?**

# 5 Families, Families

رابط الدرس الرقمي



www.ien.edu.sa

## 1 الاستماع و المناقشة Listen and Discuss

1. Do people in your country usually have big or small families?
2. Which family in the pictures is most like yours?
3. Where are the cities? Mark them on the map. Mark your city/town, too.

## Families Around the Kingdom of Saudi Arabia

### 1 Dammam



Ali with his wife Noura and their baby son Hussain

▲ Hussain is an only child.

### 2 Riyadh



Grandfather Ibrahim and Grandmother Fatima with children and grandchildren

▶ Grandfather Ibrahim has a big family, with many uncles, aunts, and cousins.

### 3 Jeddah



Hameed with his wife Sabah and their children

◀ Hameed and Sabah are the parents of three children—Majid, Mariam, and Badria.

### 4 Abha



Omar with his wife Refaa and their teenage son Faisal

▲ Faisal doesn't have any brothers and sisters.







Ahmed

And this is  
Ahmed's  
family.



grandfather  
husband



grandmother  
wife

▲ Adel and Asma are Ahmed's grandparents.  
Adel is Asma's husband.  
Asma is Adel's wife.



uncle  
son



aunt

▲ Hameed is Ahmed's uncle. Mona is Ahmed's  
aunt. Hameed is Adel and Asma's son.  
Hameed and Mona are married.



son  
cousin





daughter  
cousin

▲ Ali and Farah are Hameed and Mona's son  
and daughter. They are Ahmed's cousins.

## 2 العمل الثنائي Pair Work


**Ask** and **answer** about yourself.

1.  Do you have any brothers  
and sisters?

 Yes, I have one brother and  
two sisters.

OR

No, I don't. / No. I'm an only child.

2.  What are the names of your family  
members?

 My brother's name is **Turki.**

OR

My brothers' names are **Khalid and Fahd.**

## Quick Check ✓

### الكلمات

A. **Vocabulary.** Answer with words for family members. **أجب بكلمات عن أفراد العائلة.**

1. Who's your uncle's wife?
2. Who's your mother's father?
3. Who's your father's brother?
4. Who's your aunt's daughter?

1. **My aunt.**

2. **My grandfather.**

3. **My uncle.**

4. **My cousin.**

### أجب على الأسئلة الاستيعاب

B. **Comprehension.** Answer the questions about Ahmed's family.

1. How many children does Hameed have?
2. Who is Adel's wife?
3. How many brothers does Farah have?
4. Who is Mona's husband?

1. **He has two children a son and a daughter.**

2. **Adel's wife is Asma.**

3. **Farah has one brother.**

4. **Mona's husband is Hameed.**



# 5 Families, Families

رابطہ الدرس الرقمي



www.iem.edu.sa

## 3 القواعد Grammar



### الفعل

Verb: **have**

### المثبتة

Affirmative (+)

I	have	a sister.
You		
He/She	<b>has</b>	
We		a sister.
You	<b>have</b>	
They		

### الأسئلة

Questions (?)

Do	you/we/they	<b>have</b>	a sister?
Does	he/she		

### المنفية

Negative (-)

I	<b>don't</b>	have	a sister.
You			
He/She	<b>doesn't</b>		
We		a sister.	
You	<b>don't</b>		
They			

### إجابات قصيرة مثبتة

Short Answers (+)

Yes,	I/we/they	<b>do.</b>
	he/she	<b>does.</b>

### إجابات قصيرة منفية

Short Answers (-)

No,	I/we/they	<b>don't.</b>
	he/she	<b>doesn't.</b>

**FYI**

don't = do not  
doesn't = does not

### تعبيرات الكميات

Quantity Expressions: **any, a lot of/lots of**

Q: Do you have **any** brothers and sisters?

A: No, I don't have **any** brothers and sisters.

Q: Do you have **any** cousins?

A: Yes, I have **a lot of (lots of)** cousins.

### الملكية

Possessives: **'s**

Michael has a sister. That's **Michael's** sister.

My cousins have a cat. That's **my cousins'** cat.

### كلمات السؤال

Question Words: **How many, Who**

Q: **How many** cousins do you have?

A: I have a lot of cousins.

Q: **Who** are these children?

A: They're my cousins.

أكمل الجمل بنهايات الملكية..... للكلمات التي تحتها خط

A. Complete the sentences with possessives ending in **'s** or **s'**.  
Use the underlined words.

🔑 Brian has a sister. She is Brian's sister.

1. My brother has a cat. That's my **brother's** cat.
2. The girls have a brother. That's the **girl's** brother.
3. Mrs. Smith has a daughter. That's                      baby.
4. My grandfather has a sister. She is my                      sister.
5. The boys have an uncle. That is the **boys'** uncle.

**Mrs. Smith's**  
**grandfather's**



اكتب أسئلة للتمرين السابق  
B. Ask questions for exercise A.

1. Does your brother have a cat/pet?
2. Do the girls have brother?
3. Does Mrs. Smith have a daughter?
4. Does your grandfather have a sister?
5. Do the boys have an uncle?





## اسأل أصدقائك عن عائلاتهم و اكتب أسماءهم

C. Ask your classmates about their families. Write their names.

Find someone who...	Name
1. has only one brother	Ali
2. has two brothers	Hussain and Ahmed
3. is an only child	Sameer
4. comes from a big family	Saleh, Fuad and Mohammed

D. **أكمل المحادثة باستخدام** Complete the conversation. Use do, don't, have, or has.

**Maha:** Do you **have** any brothers and sisters?

**Fatima:** No, I **don't**. I come from a small family. I'm an only child. How about you?

**Maha:** I come from a big family. I **have** two brothers and three sisters. My father **has** three sisters, and my mother **has** three brothers and a sister.

**Fatima:** **Do** you have many cousins?

**Maha:** Oh, yeah. Lots.



E. Role-play the conversation in exercise D with a partner.

## 4 Listening

**الاستماع** **استمع ثم أكمل الجدول عن عائلة سارة**  
Listen. Complete the chart about Sarah's family.

How many?	She has...
brothers	three
sisters	two
uncles	seven
aunts	seven
cousins	twenty-one

## 5 Pronunciation

Listen to the pronunciation of **Do you...?**  
Notice how the words are pronounced together quickly. Then practice.

**Do you** have a brother?

**Do you** have any cousins?



## 5 Families, Families



www.iem.edu.sa

### 6 المحادثة Conversation

**Sabah:** Tell me about your family.

**Badria:** Well, I come from a big family. I have four sisters, no brothers.

**Sabah:** Five girls in your family! Wow! Are any of your sisters married?

**Badria:** Yes, one is married, and the others are all single. I've got a little nephew and a little niece.

**Sabah:** So, you're an aunt.

**Badria:** Yeah. I'm an aunt! How about you?

**Sabah:** I'm an only child, but I have lots of cousins.

**Badria:** Do you miss having a brother or sister?

**Sabah:** Not really. I have the house all to myself!

#### عن المحادثة About the Conversation

1. How many brothers and sisters does Badria have?
2. How many are not married?
3. Is Badria an aunt?
4. How about Sabah?
5. Does she miss having a brother or sister?

1. She has four sisters. She doesn't have any brothers.
2. Three of her sisters are single.
3. Yes, she is. She has a niece and a nephew.
4. She's an only child.
5. No, she doesn't.

### 7 عنك About You

1. Do you have a big or small family?
2. How many brothers and sisters do you have?
3. How many uncles and aunts do you have?
4. How many cousins do you have?
5. How old are your brothers and sisters?
6. Who is your favorite uncle/aunt/cousin?
7. Do you have any nephews and nieces?

1. I have a big family.
2. I have ten brothers and four sisters.
3. I have seven uncles and eight aunts.
4. I have thirty-three cousins.

5. my eldest brother is 30 years old and my eldest sister is 26.
6. My favorite uncle is Ali and my favorite aunt is Abeer and my favorite cousin is Omar.
7. No, not yet.



#### Real Talk

I've got = I have

Not really. = No. Not very much.

#### Your Turn

Bring a photo of a family or draw an imaginary family. Describe the family members to a partner or a group.

This is \_\_\_\_\_.

His/Her name is \_\_\_\_\_.

He/She is \_\_\_\_\_ years old.



8 **القراءة**  
**Reading**  
قبل القراءة  
**Before Reading**

- What makes a good family?
- What are the things that every family needs?

## Family Values and Society



Saudi Arabia has many assets. To build a good future, we have a vision for the country. This vision has three themes. One of these themes is a good society. Families are very important in society. They protect society and they care for the children. A very important part of our country is Islamic values. Islam helps families stay together. Saudi Arabia provides families with support for their children. It assists parents with their children's education. Families care for their children and for the future of the country.

Every family wants a home. Saudi Arabia also helps its families to buy homes and feel safe.

*\* Adapted from the text of the Vision Programs at <https://vision2030.gov.sa/en> and from the text that was drafted by the Council of Economic and Development Affairs as instructed by the Custodian of the Two Holy Mosques, King Salman.*

بعد القراءة  
**After Reading**

1. What do families do for their children?
2. What things and services does Saudi Arabia give to families?

**1. They care for the children.**  
**2. Saudi Arabia provides families with support for their children. It assists parents their children's education.**

3. Find words in the text that mean the same as:

1. benefits/advantages	<b>assets</b>
2. dream/aim	<b>visions</b>
3. topics	<b>themes</b>
4. defend	<b>protect</b>
5. gives	<b>provides</b>
6. help (2 words) 1 noun, 1 verb	<b>support, assist</b>

المناقشة  
**Discussion**

- Why is family important?
- What do you do, to be a good member of your family?

**- Because they protect society and care for their children.**

**- I obey my parents and help them.**

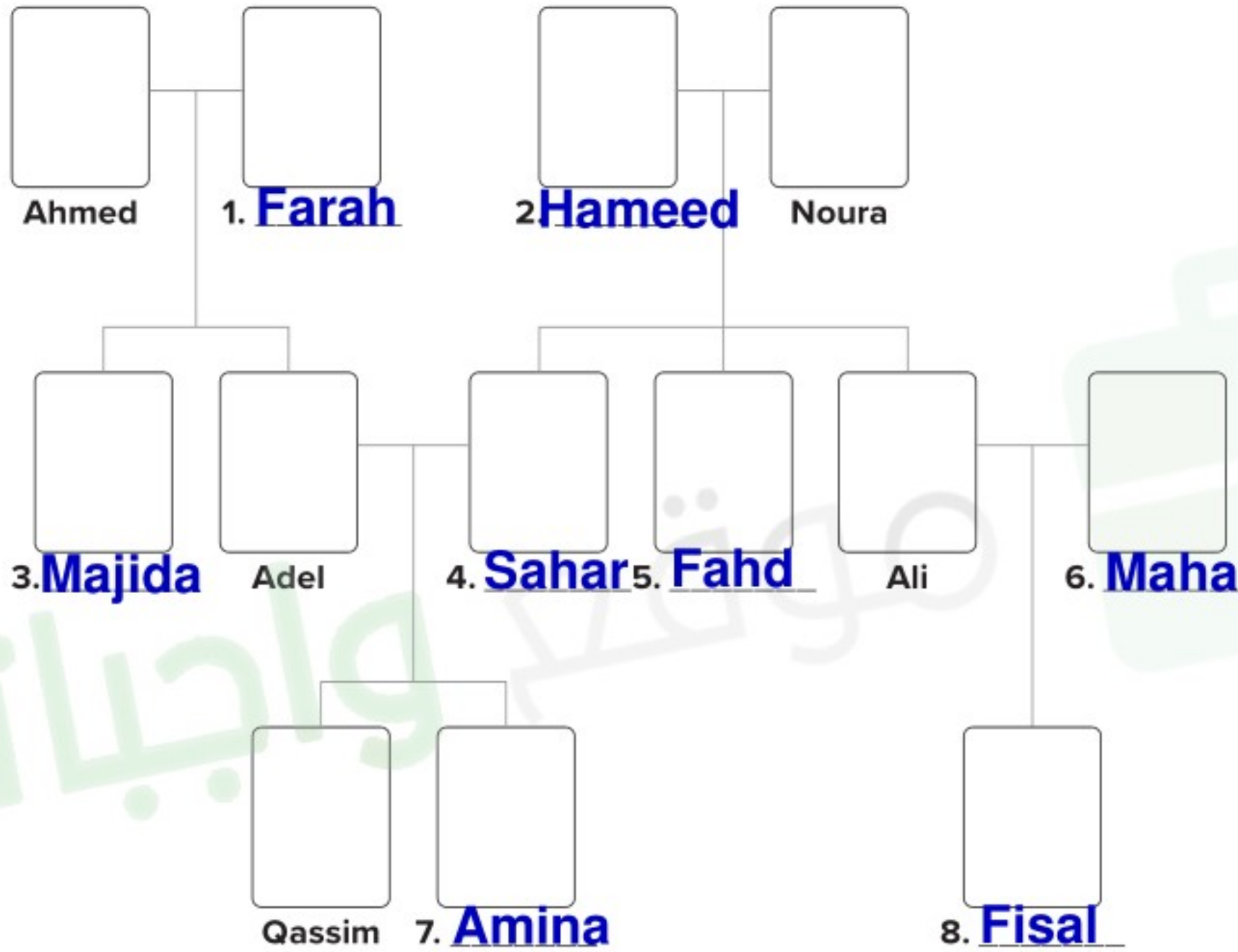




9 **Writing**

A. Read the text and write the names in the family tree. Draw faces for the people or use photos.

This is Qassim's family. His parents' names are Adel and Sahar. He has one sister. Her name's Amina. His father's parents are Ahmed and Farah. They have two children: Adel and Majida. Aunt Majida isn't married. Qassim's other grandparents are Hameed and Noura. Their children's names are Sahar, Fahd, and Ali. Uncle Ali is married. His wife's name is Maha. They have one child. He's Qassim's cousin, Faisal.



**Writing Corner**

- Use an apostrophe + s ('s) to show possession after names and singular nouns and an apostrophe (') for regular plural nouns.  
 This is Ahmed's book.                      My brothers' names are Fahd and Ali.
- Use an apostrophe (') for contractions.  
 He's my brother.                              I don't have a sister.  
 We're cousins.                                  He doesn't have a brother.

B. Create an imaginary family tree. Give names to the family members. Write a paragraph about the family.





### 10 المشروع Project

Create the family tree of the Saudi royal family. Write the names of the family members and use their photos. Write a paragraph about the Saudi royal family.

**The house of Saudi is the ruling family of Saudi Arabia. It is composed of the descendants of Mohammed bin Saud, the founder of Emirate of Diriyah, known as the first Saudi state (1744-1818). The modern founder of Saudi Arabia is King Abdulaziz bin Abdulrahman. The most influential position of royal family is the king of Saudi Arabia. The family in total is estimated to comprise some 15000 members.**



موقع واجباتك





# الشكل و المعنى و الوظيفة

## 11 Form, Meaning and Function

### Regular and Irregular Plural Nouns

#### صيغة الجمع المنتظمة

#### Regular Plural Nouns

لجعل الاسم بصيغة الجمع، نضيف... لنهاية الكلمة

To make a noun plural, add -s at the end of the word.

book books bike bikes

#### الأسماء المنتهية ب... نضيف لها

For nouns that end in s, ss, sh, ch, and x, add -es.

Some nouns that end in o also have -es in plural.

box boxes glass glasses match matches  
bus buses dish dishes tomato tomatoes

**FYI**

بعض الأسماء المنتهية ب... نضيف لها.. في الجمع

#### ...الأسماء المنتهية بحروف متحركة نحولها إلى

For nouns that end in a consonant and y, change the -y to -ies.

baby babies family families city cities

#### لكن عندما ينتهي الاسم بحرف ساكن ثم... نضيف

But when the noun ends in a vowel and y, add -s.

boy boys day days key keys

#### عندما ينتهي الاسم ب... فنحوله عند الجمع إلى

Some nouns that end in f or fe, change to -ves in the plural.

knife knives half halves leaf leaves

**FYI**

roof roofs

#### صيغة الجمع غير المنتظمة

#### Irregular Plural Nouns

man men child children woman women  
foot feet tooth teeth person people

انظر إلى العائلة صفحة 34. اكتب صيغة الجمع للكلمات التي بين القوسين

A. Look at the families on page 34. Write the plural of the word in parentheses.

- Hameed and Omar are men (man). They are husbands (husband).
- Sabah and Refaa are women (woman). They are wives (wife).
- Hameed and Sabah are parents (parent). They have two daughters (daughter) and one son. They have three children (child). Their family has five people (person).
- Faisal is an only child. He doesn't have any brothers (brother) and sisters (sister).
- The two families (family) live in different cities (city).

#### اكتب صيغة الجمع

B. Write the plural.

- that man those men
- this tooth these teeth
- this key these keys
- that house those houses
- this watch these watches
- that address those addresses
- that tree those trees
- this shelf these shelves
- that country those countries
- this camera these cameras



# EXPANSION Units 1-5

1

مراجعة لغوية

## Language Review






اكتب الكلمات في الخانات الصحيحة

A. Write the words in the correct columns.

modern	rabbit	meteor	cat	enormous
painting	skeleton	parrot	famous	mouse
turtle	hot	fossil	dinosaur	big

		
Museum Items	Pets/Animals	Words to Describe
painting	cat	modern
skeleton	turtle	famous
meteor	rabbit	enormous
dinosaur	mouse	hot
fossil	parrot	big

أكمل الأسئلة. استخدم..... ثم اكتب الإجابات مستخدماً معلوماتك الشخصية

B. Complete the questions. Use What, When, Where, Who, or How.

Then write answers. Use your own information.

- What** is your nationality? I **am Saudi.**
- Where** are your friends from? My friends **are from Yemen.**
- How** old is your partner? He/She **is fifteen years old.**
- Who** is your best friend? His/Her name **Ahmed.**
- What** is your friend's email? My friend's email **.....@gmail.com**
- What** is this in your backpack? It **is a laptop.**
- What** is your pet's name? My **pet's name is soso.**
- Who** is going on a trip? We **and my cousins are going on a trip.**

ضع دائرة حول الرد الصحيح لكل سؤال أو عبارة

C. Circle the correct response for each question or statement.

Question/Statement	Response
1. How's it going?	<u>Not bad</u> / I'm going home.
2. See you tomorrow.	<u>Goodbye</u> / How are you?
3. Good evening, Mrs. White.	Good night. / <u>Good evening</u>
4. Thank you.	Take care. / <u>You're welcome</u>
5. Is this your first time here?	No, it's my last. / <u>Yes, it is.</u>

وزارة التعليم

Ministry of Education

2023 42/45

### أكمل المحادثة التي ما بين المرشد السياحي و العائلة

D. Complete the conversation between a tour guide and a family of tourists.

A: **Are** you Omar?

B: Yes, **I am**.

A: I'm Frank Lawson. I'm your guide.

B: Nice **to meet** you, Frank.  
This **is** my family. Those **are** my children over there.

A: What **are** their names?

B: The boy's name is Adel, and the girl's **name is** Mona.

A: **How old** are they?

B: Adel is five, and Mona is eight.

A: Nice family!

B: Thank you.

اعمل ضمن مجموعة. اكتب ستة أوامر. و أعطها لمجموعة أخرى و عليهم تنفيذ الأوامر

E. Work in groups of three. Write down six commands. Give the commands to another group. They follow the commands.


Go to the window.

- Open the door.
- Don't talk.
- Open your book.
- Stand up.
- Sit down.

F. **خمن ما هو الشيء**  
Guess what it is.

1. Give some items to your teacher.  
Example: pencil, pen, keys, hairbrush, cell phone, etc. Your teacher puts the items into a bag or backpack.
2. One student puts on a blindfold. The student chooses an item, feels it, and says what it is.

3. The class says if the student is right or wrong.



## 2 Reading

القراءة  
قبل القراءة  
Before Reading

Look at the photos. What do you know about the Dominican Republic?

Read the ad, and complete the questionnaire. Then complete the form.



# Win a Free Trip to the Caribbean!

This is a special contest from Caribbean Cruises. Mark all the correct answers, and win a free trip on one of our ships! You can win a trip from Miami to the Dominican Republic.

- The capital of the Dominican Republic is  
 Santiago.  
 Santo Domingo.  
 San Juan.
- Football  
 Baseball  
 Surfing  
 is the national sport.
- English  
 French  
 Spanish  
 is the official language.
- The Dominican Republic is located on the island of  
 Puerto Rico.  
 Jamaica.  
 Hispaniola.
- The principal industry is  
 coconuts.  
 tourism.  
 pineapples.



Complete this form and send it to:

**Win-a-Trip Contest**  
**P.O. Box 247**  
**Miami, FL 33156**

We choose one entry at random,  
 and that is the winner.

Name **Khalid Saleh Khalifa.**  
 Address **Saudi Arabia - Riyadh - Next to Rajeh Restaurant.**  
 Age **Thirteen**  
 Telephone **8764257**  
 Email **Khalids@yahoo.com**

Answers:

1. Santo Domingo 2. Baseball 3. Spanish 4. Hispaniola 5. tourism

بعد القراءة  
After Reading  
أجب بنعم أو لا  
Answer **yes** or **no**.

1. **yes** The prize for the winner is a free trip.
2. **no** Caribbean Cruises is an airline.
3. **no** The contest is about essay writing.
4. **yes** You need to complete your personal information.

3 **Writing**



أكمل الفقرة عن جمهورية الدومينيكان. استخدم

المعلومات من نموذج المسابقة لمساعدتك

- A. Complete the paragraph about the Dominican Republic.  
Use the information on the contest form to help you.

The Dominican Republic **is** on the island of Hispaniola. Also on the island is Haiti. The island is in the **Caribbean** Sea. The **capital** of the Dominican Republic is Santo Domingo, and **Spanish** is the official language. The beaches at Punta Cana and Puerto Plata **are** famous. The country is a favorite destination for **tourists**.

اكتب عن بلدك. استخدم الأسئلة لمساعدتك على الكتابة

- B. Write about your country.  
Use the questions to help you write.

1. Where is your country?  
What countries is it near?
2. What is the capital of your country?
3. What is the official language(s)?
4. What is a famous place in your country?
5. What sports are popular in your country?
6. What is the principal industry?

My country is **Saudi Arabia**.

It is near **Arabian Gulf, The Arabian Sea, The Red sea**.

The capital is **Riyadh**.

The official language is **Arabic**.

A famous place is **Kaaba, the Prophet's Mosque, the oil Islamic monuments**.

A popular sport is **Football and Camel Racing**.

My country is famous for **landscapes**.



## 4 أنشد بمفردك Chant Along



# Orders, Orders Everywhere



### Chorus

Orders, orders,  
All around.  
Give me a break—  
Leave me alone.  
Do this, do that,  
And what for?  
I'm not a kid  
Anymore.

Please come in  
And close the door.  
Put your backpacks  
On the floor.  
Stop your talking.  
Open your books.  
Find a partner.  
Work in groups.

### Chorus

Get up, get up,  
Say hello,  
Brush your teeth,  
It's time to go.  
Hurry, hurry,  
You'll be late.  
The bus is here—  
It can't wait.

Make your bed,  
Clean your room,  
Sweep the floor,  
Use the broom.  
What's that noise?  
Stop it now.  
Do your homework.  
Get off the phone.

### Chorus

### Chorus



## الكلمات Vocabulary

**وصل جزئي الجملة**  
A. Match the two parts of the sentences.

- |                           |               |
|---------------------------|---------------|
| 1. Please <b>c</b>        | a. a partner. |
| 2. Get off <b>e</b>       | b. the door.  |
| 3. Work with <b>a</b>     | c. come in.   |
| 4. Close <b>b</b>         | d. to sweep.  |
| 5. Use the broom <b>d</b> | e. the phone. |



B. Write four orders or commands for each situation.

اكتب أربعة طلبات أو أوامر لكل موقف

### Before School

1. **Get up.**
2. **Say hello.**
3. **Brush your teeth.**
4. **Hurry.**

### Classroom

1. **Please come in.**
2. **Close the door.**
3. **Stop your talking.**
4. **Open your books.**

### After School

1. **Do your homework.**
2. **Clean your room.**
3. **Sweep the floor.**
4. **Get off the phone**

## الاستيعاب Comprehension

أجب بنعم أو لا  
Answer **yes** or **no**.

- |                                      |  |
|--------------------------------------|--|
| 1. <b>no</b> The chanter is happy.   | 4. <b>yes</b> The chanter is a student.              |
| 2. <b>no</b> The chanter is a child. | 5. <b>no</b> The chanter's transportation is a bike. |
| 3. <b>yes</b> The bus isn't late.    | 6. <b>no</b> The chanter likes orders.               |

## الكتابة

### Writing

**اكتب طلبين لا ترغب بهن في البيت أو الصف. ثم قارن مع زميلك**

Write two orders that you don't like at home and two that you don't like in class. Compare with a partner.

### At Home

1. **I don't like to be quite.**
2. **I don't like to clean.**

### In Class

1. **I don't like to make noise.**
2. **I don't like to seat in the front.**

## 5. المشروع Project

Work in a group. Prepare a set of school rules that students would like.

*Don't give homework.*

*Cell phones are OK.*

**No exams.**

**Eat and talk during classes.**

**Leave the class whenever you want.**